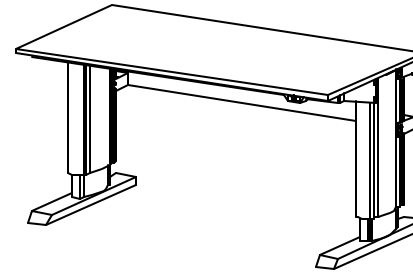
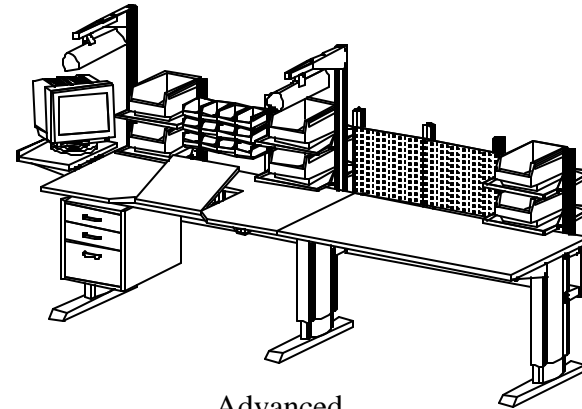




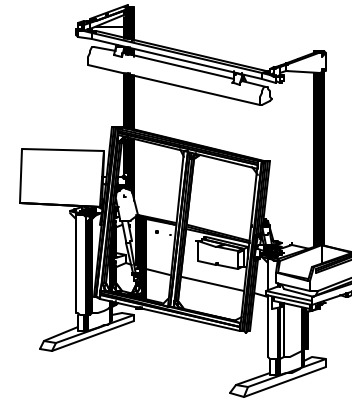
WORK BENCH IDEAS FROM IGAR



Basic



Advanced



Custom

Igar System, Inc.
5821 Femrite Drive
Madison WI 53718

Phone: 800-417-1123
Fax: 608-223-0944
E-mail: igarginfo@igarsystem.com
<http://www.igarsystem.com>



Welcome to Igar

Dear Professional:

PAST experience in work bench design (over 20 years), a proven quality product line, and valued customers such as IBM, Hewlett-Packard, General Motors, and Rocwell are all good reasons to consider Igar System.

However, just as you we don't look to the past but to the FUTURE. This is why we designed the E-600 motorized work bench with up to 20" adjustment stroke and a benchtop that can be adjusted down to as low as 16" above the floor.

Our light fixtures have flicker free light, dimmer switches and the new high-output linear T5 lamps. They offer true value and features that will significantly improve your workplace environment.

We're proud to introduce a new design that offers more flexibility, better features and increased functionality. We are looking forward to hearing from you and to show you how IGAR can be your long term partner in work bench solutions and design.

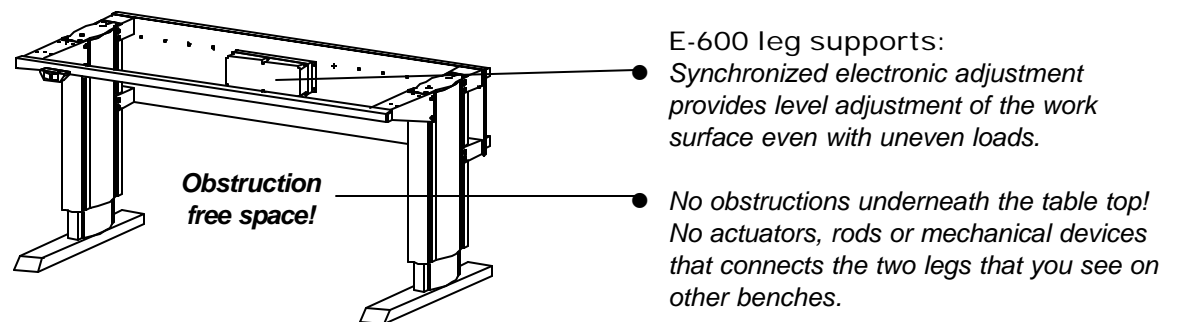
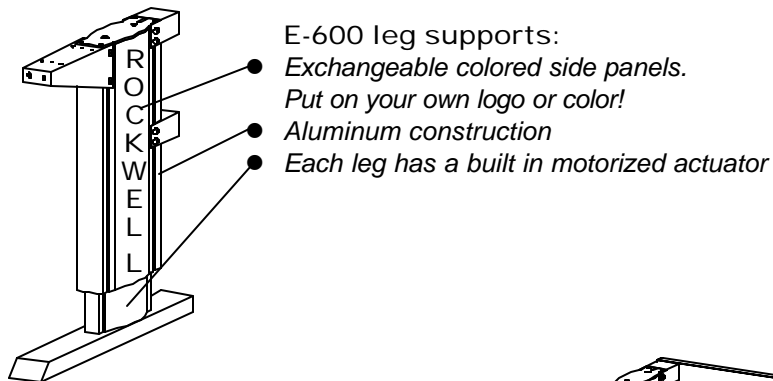
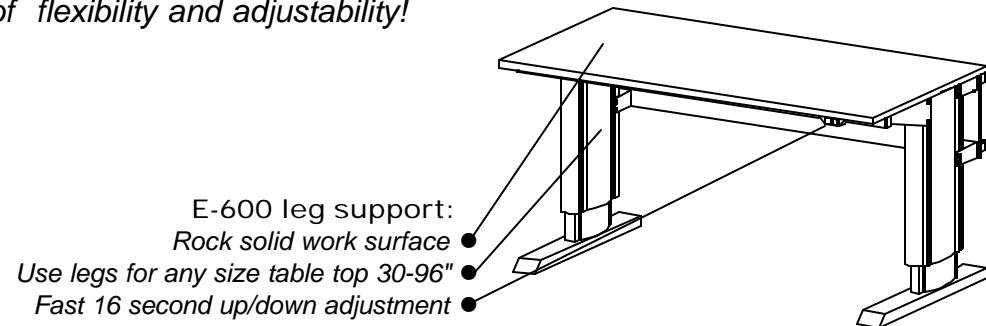
Give us a call @ 800.417.1123

Igar System, Inc.
5821 Femrite Drive
Madison WI 53718

Phone: 800-417-1123
Fax: 608-223-0944
E-mail: igarinfo@igarsystem.com
<http://www.igarsystem.com>

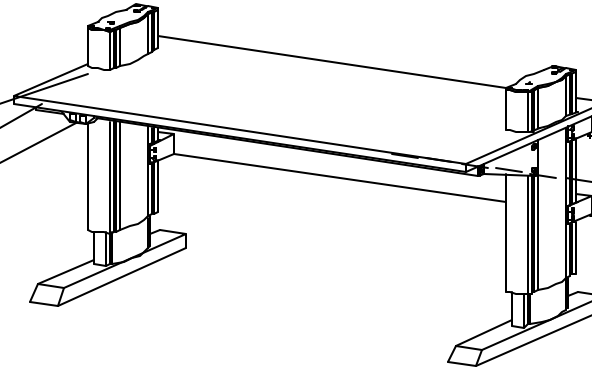
Why E-600 leg supports?

The E-600 bench system is the "next generation" of modular ergonomic work benches for the professional working environment! The E-600 system is designed with the future in mind. A solid work platform with a new level of flexibility and adjustability! Check out these features:

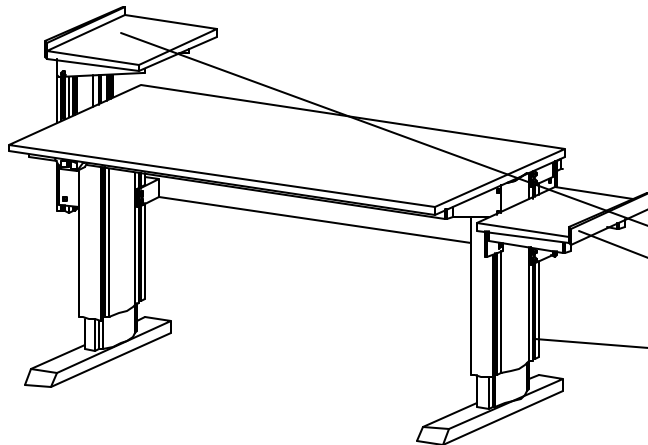


100% sit-stand capabilities:

1. Get an optional recessed bench top in any size ●
2. Manually lower the starting point of the top as low as 16" ●
3. Adjust top with motorized 16" or 20" stroke ●



Top can be as low as 16 in. above the floor!

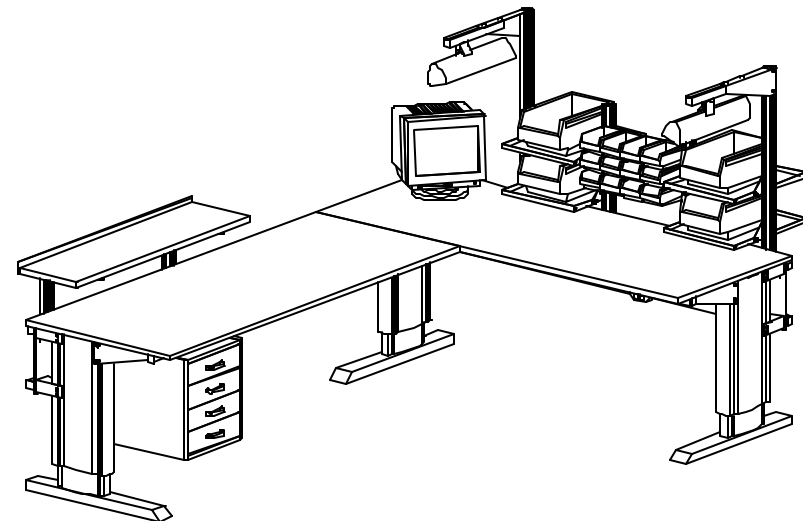


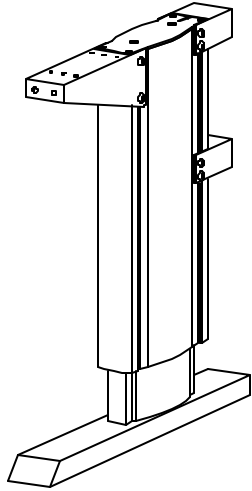
Mount accessories on leg supports!

- Height adjustable shelf for monitor or test equipment.
- Mount shelving and accessories on both the outside and the inside of the leg supports!
- Aluminum leg supports with slots makes the E-600 leg supports easy to customize.

Combine 3 or 4 legs with synchronized height adjustment

- Join 3 of 4 legs together to make U or L shaped benches ●
- Vertical posts mounts anywhere on the back support frame ●
- Wide range of ergonomic accessories and components available ●

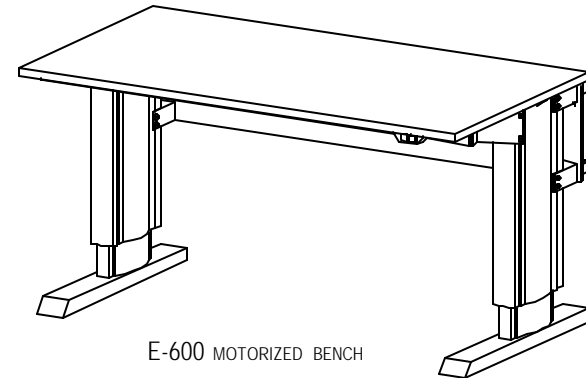




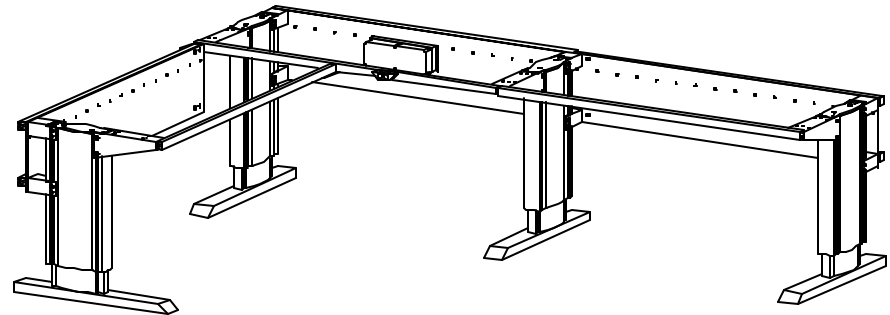
THE E-600 MOTORIZED
LEG SUPPORT ARE
INCREDIBLY STABLE!

Facts:

- 16" or 20" adjustment stroke
- Adjusts from 16" above floor + stroke
- 550 or 770 lbs capacity
- 16 second adjustment!
- Aluminum construction
- One built -in actuator per leg support
- Rock solid worksurface
- Slots for mounting accessories directly to the leg support itself!
- Connect up to four legs together and adjust the height simultaneously
- Use a set of leg support for any size table top from 30" to 144" wide



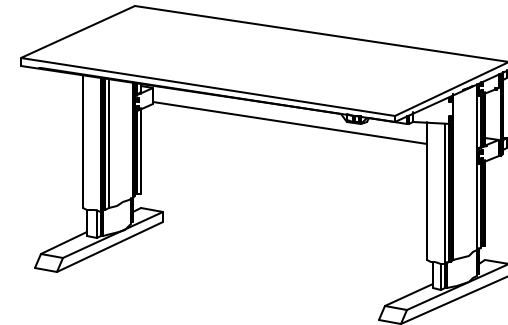
E-600 MOTORIZED BENCH



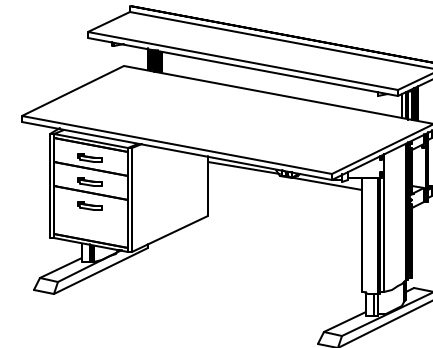
CONNECT UP TO 4 LEG SUPPORTS

Basic Bench E1

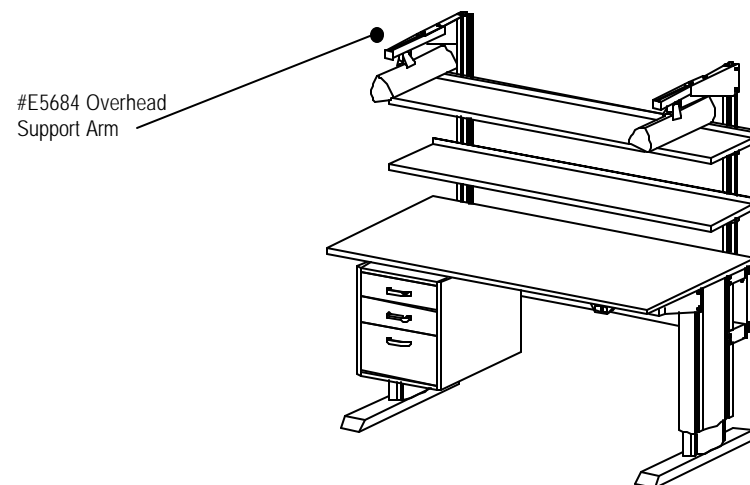
| Item# | Description | Qty | UM |
|-----------|---|-----|-----|
| E55124070 | Set of 2 legs, E-600 | 1 | Set |
| EST150 | Table top kit for 60" top | 1 | Ea. |
| T3060P | Table top, rounded front edge, beige, 30"x60" | 1 | Ea. |


Basic Bench E2

| Item# | Description | Qty | UM |
|-----------|---|-----|------|
| E55124070 | Set of 2 legs, E-600 | 1 | Set |
| EST150 | Table top kit for 60" top | 1 | Ea. |
| T3060 | Table top, rounded front edge, beige, 30"x60" | 1 | Ea. |
| E56250 | Quad-post uprights, L=10" | 2 | Ea. |
| E5640 | Shelf bracket, for level laminate shelf | 1 | Pair |
| S1260K | Shelf, laminated, w. raised edge, 12x60" | 1 | Ea. |
| E5602 | Drawer mounting brackets | 1 | Set |
| E1072BL | Drawer unit, 3 drawers, key lock. | 1 | Ea. |

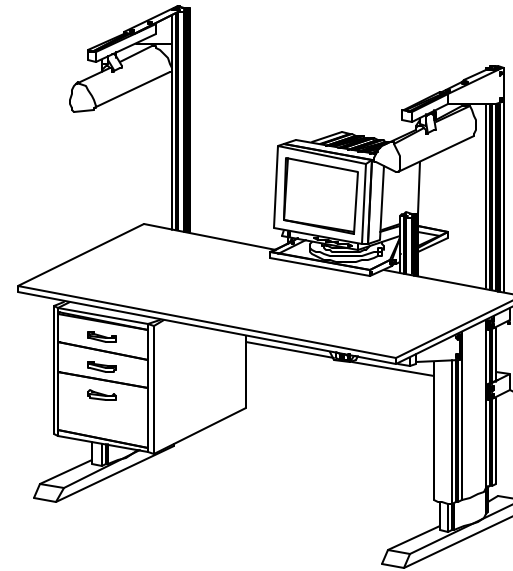

Basic Bench E3

| Item# | Description | Qty | UM |
|-----------|---|-----|------|
| E55124070 | Set of 2 legs, E-600 | 1 | Set |
| EST150 | Table top kit for 60" top | 1 | Ea. |
| T3060 | Table top, rounded front edge, beige, 30"x60" | 1 | Ea. |
| E561075 | Quad-post uprights, L=42" | 2 | Ea. |
| E5640 | Shelf bracket, for level laminate shelf | 2 | Pair |
| S1260K | Shelf, laminated, w. raised edge, 12x60" | 2 | Ea. |
| E5602 | Drawer mounting brackets | 1 | Set |
| E1072BL | Drawer unit, 3 drawers, key lock. | 1 | Ea. |
| E5684 | Overhead support arm | 1 | Pair |
| PA155 | Light fixture: DUO, 1x55 watt T5 bulb | 2 | Ea. |

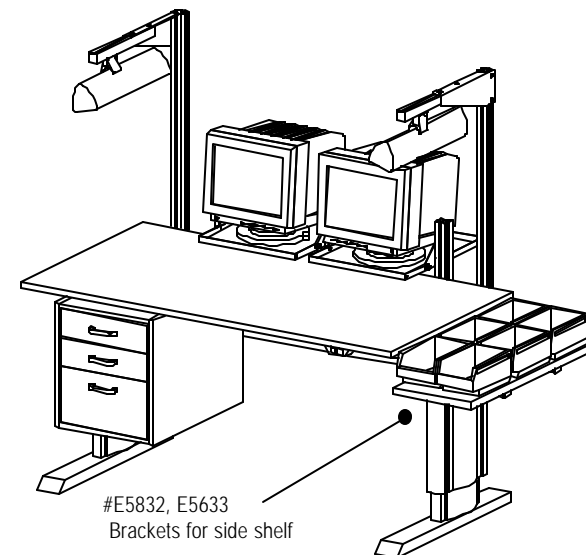


Basic Bench E4

| Item# | Description | Qty | U/M |
|-----------|---|-----|------|
| E55124070 | Set of 2 legs, E-600 | 1 | Set |
| EST150 | Table top kit for 60" top | 1 | Ea. |
| T3060 | Table top, rounded front edge, beige, 30"x60" | 1 | Ea. |
| E561075 | Quad-post uprights, L=42" | 2 | Ea. |
| E5684 | Overhead support arm | 1 | Pair |
| PA155 | Light fixture: Parabol, 1x55 watt T5 bulb | 2 | Ea. |
| E56250 | Quad-post uprights, L=10" | 2 | Ea. |
| E5617 | Shelf, angle adjustable, 20"x15" | 1 | Ea. |
| E5602 | Drawer mounting brackets | 1 | Set |
| E1072BL | Drawer unit, 3 drawers, key lock. | 1 | Ea. |


Basic Bench E5

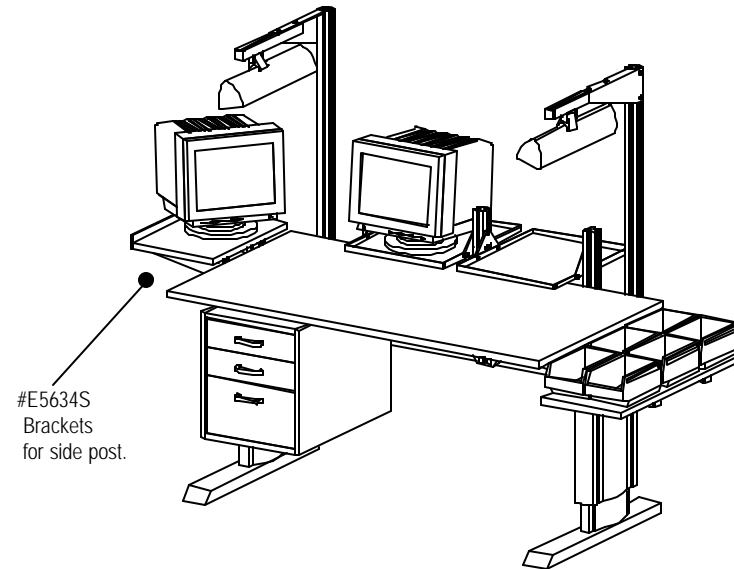
| Item# | Description | Qty | U/M |
|-----------|--|-----|------|
| E55124070 | Set of 2 legs, E-600 | 1 | Set |
| EST150 | Table top kit for 60" top | 1 | Ea. |
| T3060 | Table top, rounded front edge, beige, 30"x60" | 1 | Ea. |
| E561075 | Quad-post uprights, L=42" | 2 | Ea. |
| E5684 | Overhead support arm | 1 | Pair |
| PA155 | Light fixture: Parabol, 1x55 watt T5 bulb | 2 | Ea. |
| E56250 | Quad-post uprights, L=10" | 2 | Ea. |
| E5617 | Shelf, angle adjustable, 20"x15" | 2 | Ea. |
| E5602 | Drawer mounting brackets | 1 | Set |
| E1072BL | Drawer unit, 3 drawers, key lock. | 1 | Ea. |
| E5832 | Brackets for side shelf on leg supports, Left | 1 | Ea. |
| E5833 | Brackets for side shelf on leg supports, Right | 1 | Ea. |
| S1230K | Shelf, 12 x 30", w. raised side edge | 1 | Ea. |



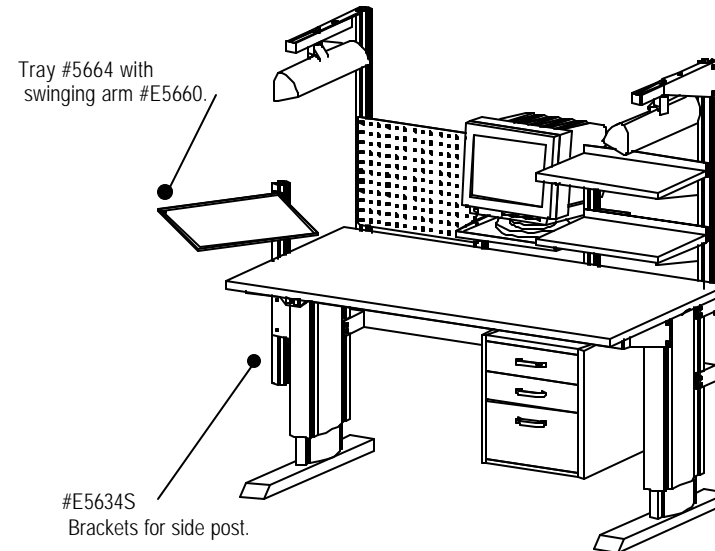
Basic Bench E6

Same configuration as Basic Bench E5 previously outlined but with the following accessories added:

| Item# | Description | Qty | U/M |
|--------|---|-----|------|
| E5634S | Brackets for sidepost on leg supports | 2 | Ea. |
| E56250 | Vertical "Quad-Post", Aluminum, L=10" | 2 | Ea. |
| E5640 | Shelf bracket, for level laminate shelf | 1 | Pair |
| S1220K | Shelf (VDU), 12" x 20", w. raised edge | 1 | Ea. |


Basic Bench E7

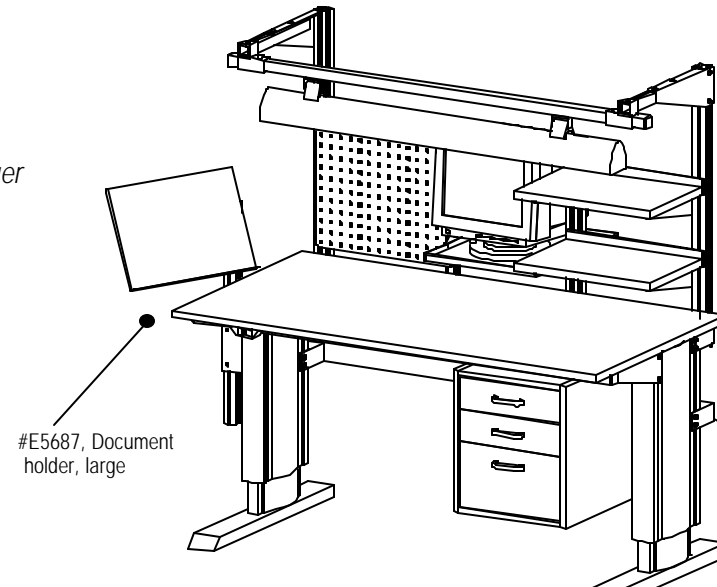
| Item# | Description | Qty | U/M |
|-----------|---|-----|------|
| E55124070 | Set of 2 legs, E-600 | 1 | Set |
| EST150 | Table top kit for 60" top | 1 | Ea. |
| T3060 | Table top, rounded front edge, beige, 30"x60" | 1 | Ea. |
| E561500 | Quad-post uprights, L=60" | 2 | Ea. |
| E5684 | Overhead support arm | 1 | Pair |
| PA155 | Light fixture: Parabol, 1x55 watt T5 bulb | 2 | Ea. |
| E56750 | Quad-post uprights, L=30" | 2 | Ea. |
| E5653 | Tool board, 20" x 20" | 1 | Ea. |
| E5617 | Shelf, angle adjustable, 20"x15" | 1 | Ea. |
| E5640 | Shelf bracket, for level laminate shelf | 2 | Pair |
| S1230K | Shelf, 12" x 30", w. raised side edge | 2 | Ea. |
| E5602 | Drawer mounting brackets | 1 | Set |
| E1072BL | Drawer unit, 3 drawers, key lock. | 1 | Ea. |
| E5634S | Brackets for post mounted on leg supports | 1 | Ea. |
| E56750 | Quad-post uprights, L=30" | 1 | Ea. |
| E5660 | Swinging arm, 3 pivot points, 16" long | 1 | Ea. |



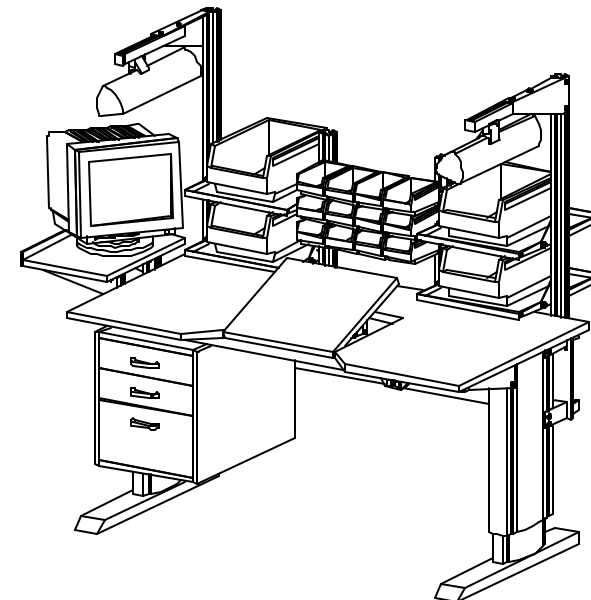
Basic Bench E8

Same configuration as Basic Bench E7 outlined on previous page but with a document holder mounted on the side post (instead of a tray) and with a lognger Parabol light fixture.

| Item# | Description | Qty | U/M |
|---------|---|-----|-----|
| E5687 | Document holder, large 16 x 22 | 1 | Ea. |
| E5609 | Holding bracket for suspension track | 2 | Ea. |
| E56150 | Overhead suspension track, L=60" | 1 | Ea. |
| PA154TD | Light fixture: Parabol, 1x542W, Dimmer Switch | 1 | Ea. |

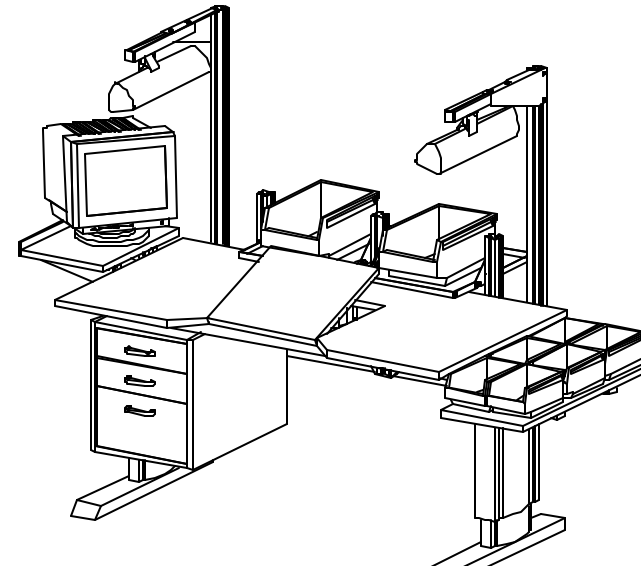

Basic Bench E9

| Item# | Description | Qty | U/M |
|-----------|---|-----|------|
| E55124070 | Set of 2 legs, E-600 | 1 | Set |
| EST150 | Table top kit for 60" top | 1 | Ea. |
| T3060 | Table top, rounded front edge, beige, 30"x60" | 1 | Ea. |
| E561500 | Quad-post uprights, L=60" | 2 | Ea. |
| E5684 | Overhead support arm | 1 | Pair |
| PA155 | Light fixture: Parabol, 1x55 watt T5 bulb | 2 | Ea. |
| E56750 | Quad-post uprights, L=30" | 2 | Ea. |
| E5617 | Shelf, metal, angle adjustable, 20"x15" | 4 | Ea. |
| E5644 | Track for plastic bins, L=20" | 3 | Ea. |
| E5602 | Drawer mounting brackets | 1 | Set |
| E1072BL | Drawer unit, 3 drawers, key lock. | 1 | Ea. |
| E5634S | Brackets for post mounted on leg supports | 1 | Ea. |
| E56750 | Quad-post uprights, L=30" | 2 | Ea. |
| E5640 | Shelf bracket, for level laminate shelf | 1 | Pair |
| S1220K | Shelf (VDU), 12" x 20", w. raised edge | 1 | Ea. |



Basic Bench E10

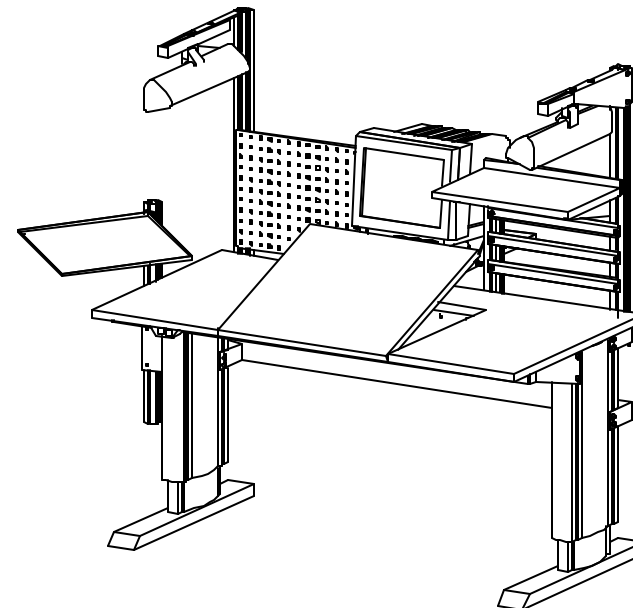
As Basic Bench E9 but without the tool tracks in the mid-section and only two of the #5617 angle adjustable metal shelves. Side table on the right as bench E6.



Basic Bench E11

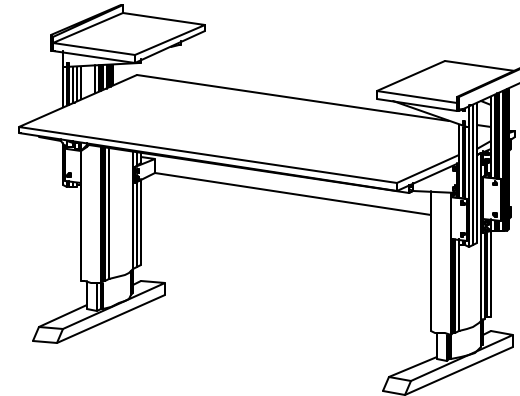
| Item# | Description | Qty | UM |
|-----------|---|-----|------|
| E55124070 | Set of 2 legs, E-600 | 1 | Set |
| EST150 | Table top kit for 60" top | 1 | Ea. |
| CT**** | Table top, beige, 32"x60", with tilt function | 1 | Ea. |
| E561500 | Quad-post uprights, L=60 | 2 | Ea. |
| E56750 | Quad-post uprights, L=30 | 2 | Ea. |
| E5653 | Tool board, 20" x 20" | 1 | Ea. |
| E5617 | Shelf, metal, angle adjustable, 20"x15" | 1 | Ea. |
| E5640 | Shelf bracket, for level laminate shelf | 1 | Pair |
| S1230K | Shelf, laminated, w. raised edge, 12x30" | 1 | Ea. |
| E5644 | Track for plastic bins, L=20" | 3 | Ea. |
| E5684 | Overhead support arm | 1 | Pair |
| PA155 | Light fixture: Parabol, 1x55 watt T5 bulb | 2 | Ea. |

Side shelf on left side as bench E7.

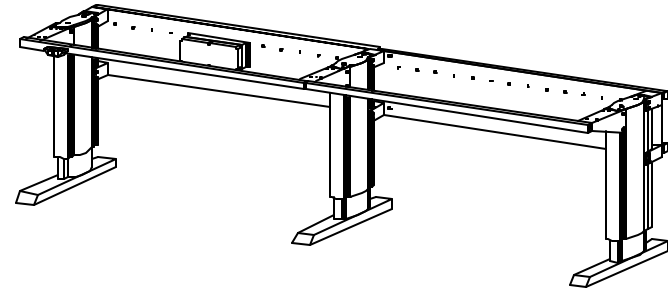


Basic Bench E12

| Item# | Description | Qty | U/M |
|-----------|---|-----|------|
| E55124070 | Set of 2 legs, E-600 | 1 | Set |
| EST150 | Table top kit for 60" top | 1 | Ea. |
| T3060 | Table top, rounded front edge, beige, 30"x60" | 1 | Ea. |
| E5634S | Brackets for post mounted on leg supports | 4 | Ea. |
| E56750 | Quad-post uprights, L=30" | 4 | Ea. |
| E5640 | Shelf bracket, for level laminate shelf | 2 | Pair |
| S1220K | Shelf (VDU), 12" x 20", w. raised edge | 2 | Ea |


Basic Bench E13

| Item# | Description | Qty | UM |
|-----------|---------------------------|-----|-----|
| E55134070 | Set of 3 legs, E-600 | 1 | Set |
| EST150 | Table top kit for 60" top | 2 | Ea. |


Basic Bench E14

| Item# | Description | Qty | UM |
|-----------|---|-----|------|
| E55134070 | Set of 3 legs, E-600 | 1 | Set |
| EST150 | Table top kit for 60" top | 2 | Ea. |
| CT**** | Table top, beige, 32"x60", with tilt function | 1 | Ea. |
| T3060 | Table top, rounded front edge, beige, 30"x60" | 1 | Ea. |
| E561500 | Quad-post uprights, L=60 | 2 | Ea. |
| E56750 | Quad-post uprights, L=30 | 2 | Ea. |
| E5653 | Tool board, 20" x 20" | 1 | Ea. |
| E5617 | Shelf, metal, angle adjustable, 20"x15" | 1 | Ea. |
| E5640 | Shelf bracket, for level laminate shelf | 1 | Pair |
| S1230K | Shelf, laminated, w. raised edge, 12x30" | 1 | Ea. |
| E5644 | Track for plastic bins, L=20" | 3 | Ea. |
| E5684 | Overhead support arm | 1 | Pair |
| PA155 | Light fixture: Parabol, 1x55 watt T5 bulb | 2 | Ea. |

Side shelf on left side as bench E7.

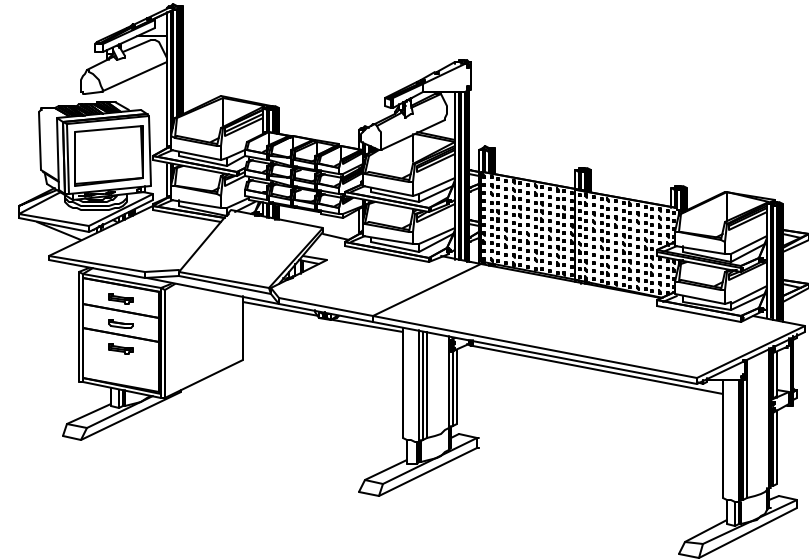


Basic Bench E15

| Item# | Description | Qty | U/M |
|-----------|---|-----|-----|
| E55134070 | Set of 3 legs, E-600 | 1 | Set |
| EST150 | Table top kit for 60" top | 2 | Ea. |
| CT**** | Table top, beige, 32"x60", with tilt function | 1 | Ea. |
| T3060P | Table top, rounded front edge, beige, 30"x60" | 1 | Ea. |

All accessories on the left side of the bench are the same as bench E9.
The right side of bench configured as outlined below:

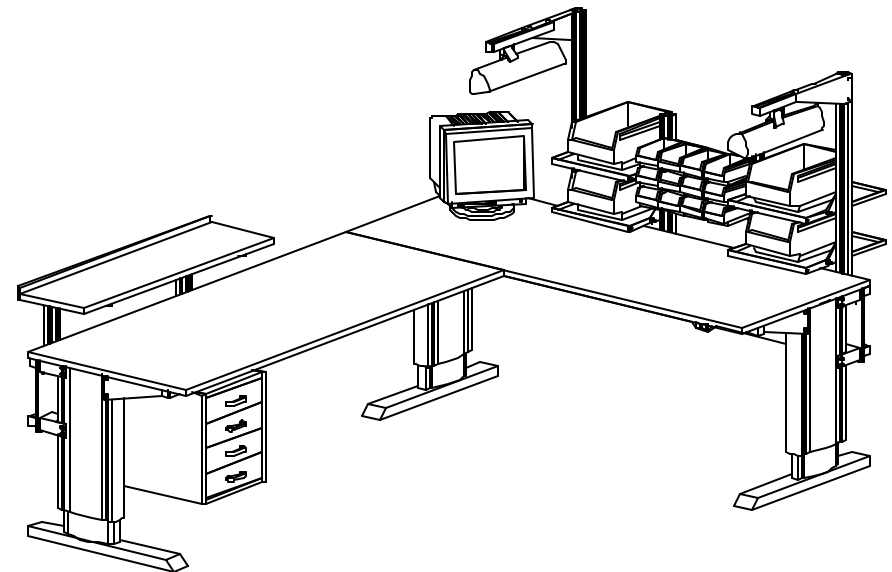
| | | | |
|--------|---|---|-----|
| E56750 | Quad-post uprights, L=30" | 4 | Ea. |
| E5653 | Tool board, 20" x 20" | 2 | Ea. |
| E5617 | Shelf, metal, angle adjustable, 20"x15" | 2 | Ea. |


Basic Bench E16

| Item# | Description | Qty | U/M |
|-----------|---|-----|-----|
| E55134070 | Set of 3 legs, E-600 | 1 | Set |
| EST150 | Table top kit for 60" top | 2 | Ea. |
| T3060P | Table top, rounded front edge, beige, 30"x60" | 1 | Ea. |
| T3072P | Table top, rounded front edge, beige, 30"x72" | 1 | Ea. |

All accessories on the right side of the bench are the same as bench E9 on page 10 (except no monitor shelf). The left side of the bench configured as outlined below:

| | | | |
|---------|---|---|------|
| E56750 | Quad-post uprights, L=30" | 2 | Ea. |
| E5640 | Shelf bracket, for level laminate shelf | 1 | Pair |
| S1248K | Shelf, laminated, w. raised edge, 12x48 | 1 | Ea. |
| E5602 | Drawer mounting brackets | 1 | Set |
| E1072AL | Drawer unit, 3 drawers, key lock. | 1 | Ea. |



High output lighting system

- Wide range of standard light fixtures
- Electronic no flicker & instant on features
- Parabolix "no glare" directional louvers
- Aluminum extruded casing

Quad-Post uprights

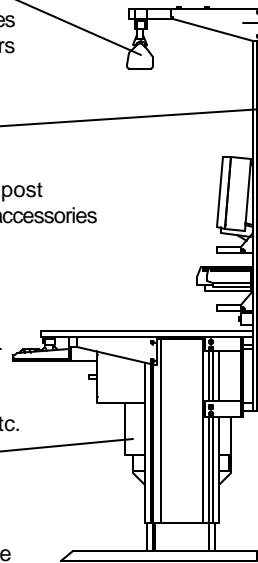
- Aluminum extruded
- Mount accessories on all 4 sides of post
- Makes it easy to mount "after market" accessories
- Makes customizing a breeze!

Keyboard holders

- With padded wrist rests
- With slide out mouse trays
- "Ergo" keyboards with tilt, swivel, etc.

CPU Holder

- Shelving for CPU:s or other equipment
- Shelves mount directly to leg supports!
- Shelving is easy to change & customize



Support Arm for overhead tracks

- Easy to adjust up and down on post
- Depth adjustable
- Very, very stable

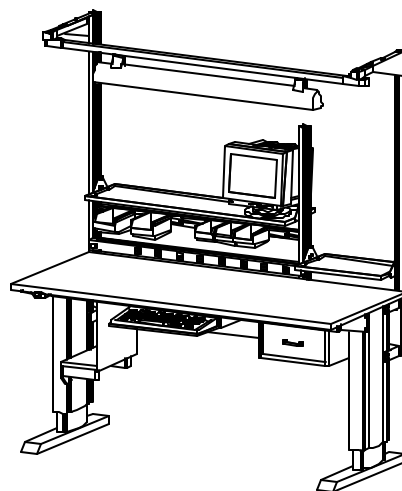
More options for monitors...

- Shelving that is easy to adjust
- "Zero-gravity" monitor arms
- Standard "heavy duty" monitor arms

Metal shelving


- Depth adjustable shelving for the "perfect" reach
- Angle Adjustable
- Many different depths and widths

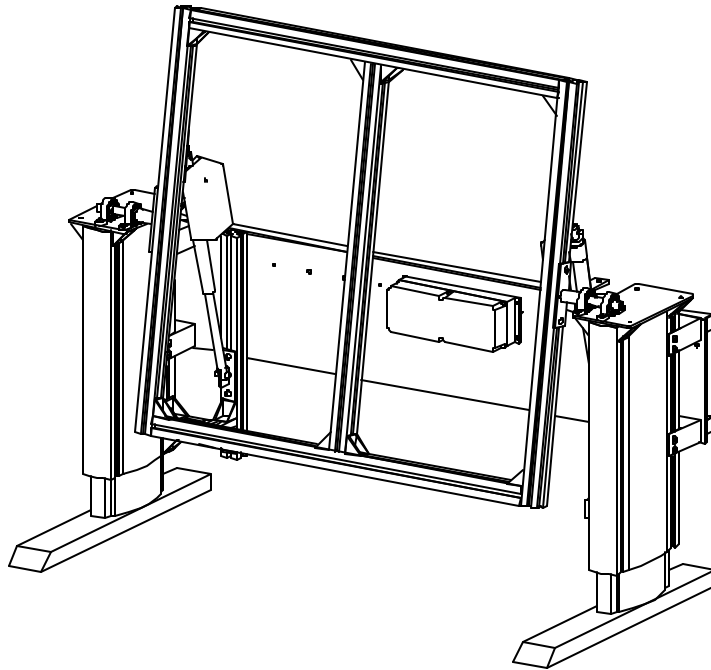
Side View



Basic Bench E13

| Item# | Description | Qty | UM |
|-----------|---|-----|-----|
| E55124070 | Set of 2 legs, E-600 | 1 | Set |
| EST180 | Table top kit for 72" top | 1 | Ea. |
| T2872P | Table top, beige, 28"x72" | 1 | Ea. |
| E561500 | Quad-post uprights, L=60 | 2 | Ea. |
| E56750 | Quad-post uprights, L=30 | 1 | Ea. |
| E5620 | Shelf, metal, angle adjustable, 12D x 32W | 1 | Ea. |
| E5617 | Shelf, metal, angle adjustable, 19.5D x 15W | 1 | Ea. |
| EL0848 | 8-pug outlet center, 48" wide | 1 | Ea. |
| QP812 | Track for mounting plastic bins (custom length) | 1 | Ea. |
| E5644 | Track for plastic bins, L=20" | 2 | Ea. |
| E5684 | Overhead support arm | 1 | Pr |
| E56180B | Support track for overhead suspension | 1 | Ea. |
| PA154TD | Light fixture: Parabol, 1x54 watt, Dimmer | 1 | Ea. |
| E4054 | Keyboard shelf | 1 | Ea. |
| E5832 | Brackets for side shelf on leg supports, Left | 1 | Ea. |
| E5833 | Brackets for side shelf on leg supports, Right | 1 | Ea. |
| S1220K | Shelf, laminated, 13" Deep x 10" Wide | 1 | Ea. |
| 1075L | Drawer unit, beige, key lock, | 1 | Ea. |





The E-600 Leg supports are easy to customize and re-configure for different applications.

On this page you see the E-600 leg supports used in an application for wire harness assembly.

This workstation is height adjustable with a motorized angle adjustment of the work surface.

The E-600 system is easy and inexpensive to customize with respect to the dimensions of the work surface, degree of tilt, etc.

A wide range of standard in stock components such as shelving, support arms, lighting, etc. are also available.

Whenever your application requires something other than Igar's in stock standard accessories the bench can be equipped with customized components from Igar or other "after market" accessories.

